

Environmental Monitoring Report

3rd Quarter: July - September 2023

Sustainability Update – 3rd Qtr 2023

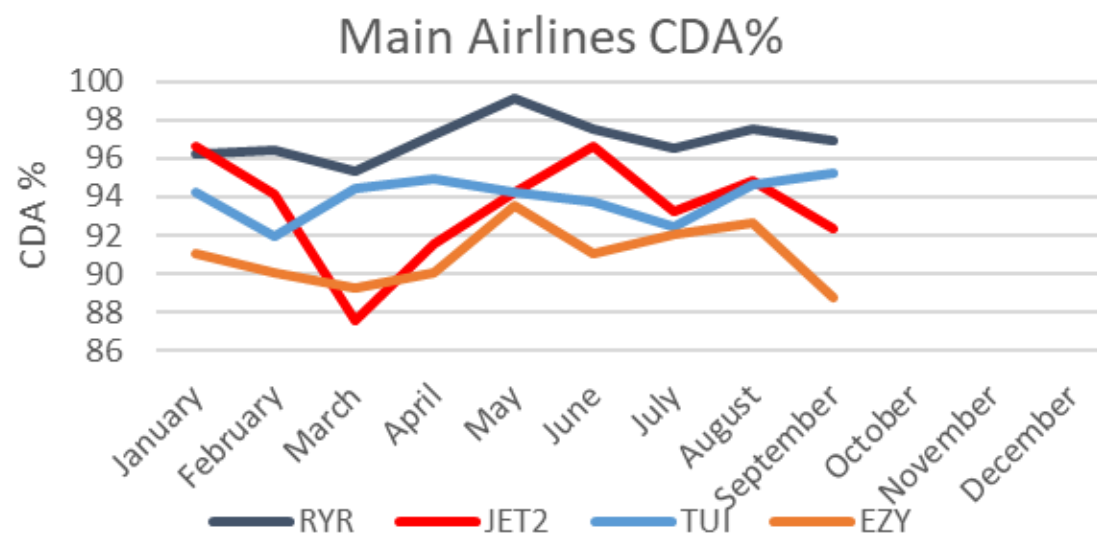
- Objectives and targets for Sustainability Strategy signed, informed by the materiality assessment (stakeholder engagement exercise). New strategy launching in December.
- Phase one of electricity metering project complete: our tenants are now provided with their own smart meters, ensuring the 50+ companies that operate at Bristol Airport are taking responsibility for reducing their energy use.
- 2022 Annual Monitoring Report complete. Published on our website.
- 2024 – 2029 Noise Action Plan submitted to DEFRA. Awaiting feedback.
- Wildflower landscaping across site, with mirroring sites at Wrington and Cleeve School complete. Now let's wait for spring!

Airspace Activity- Approach and Departure



Track Keeping- within Departure Noise Preferential Routes

Continuous Descent Approach- higher for longer with smooth decent



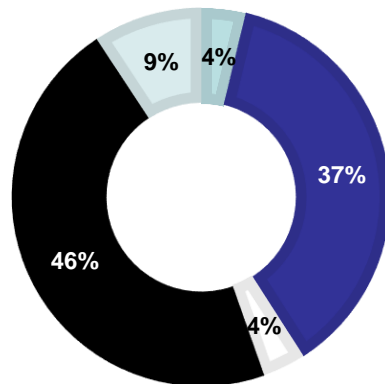
	January	February	March	April	May	June	July	August	September
2023 Total Arrivals	1888	2061	2424	2982	3509	3584	3560	3750	3723
2023 CDA% (All Airlines)	83	81.3	77.4	79.8	84.5	82.8	82.3	83.8	78.7
YTD	83	82.15	80.56	80.375	81.2	81.46	81.87	81.7	81.51
2023 CDA% (Main Airlines)	94.525	93.125	91.65	93.425	95.25	94.725	93.53	94.88	93.3

Noise Insulation Scheme 2023 – Applied vs Paid to Date

Village	Number of Households	Costs
Cleeve	4 (1)	£9,588.51 (£2,126)
Felton	14 (6)	£42,723.32 (£17,007)
Winford	13 (7)	£27,688.17 (£14,032)
Wrington	2 (0)	£5,000.00 (£0)
Total	33 (14)	£85,000.00 (£33,165.18)

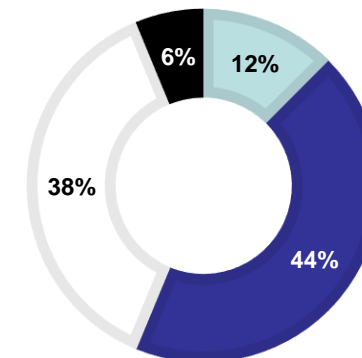
ELIGIBLE HOUSEHOLDS UNDER THE NIS

■ Cleeve ■ Felton ■ Wrington ■ Winford ■ Backwell

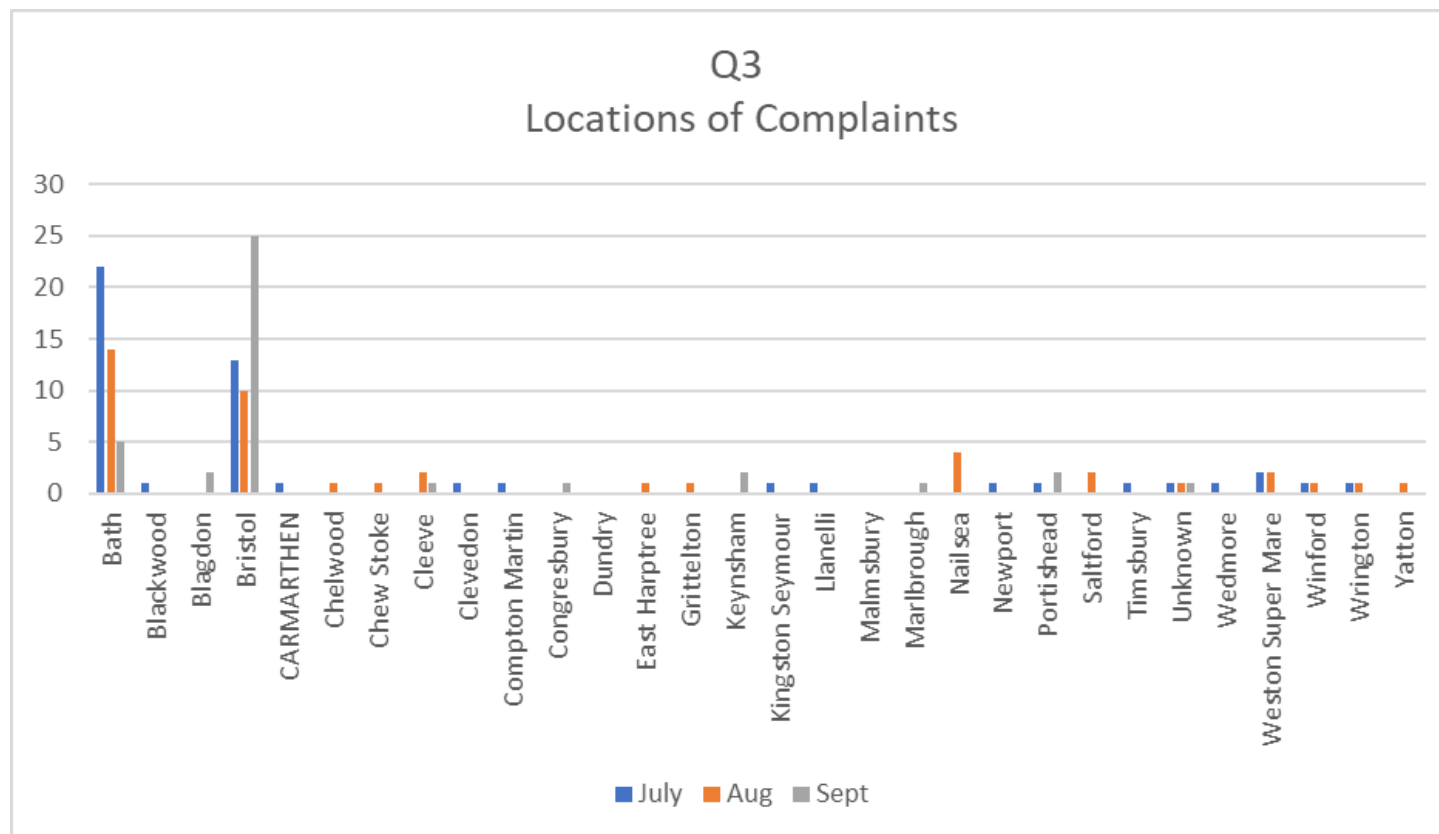


NUMBER OF HOUSEHOLDS APPLYING FOR NOISE INSULATION

■ Cleeve ■ Felton ■ Winford ■ Wrington



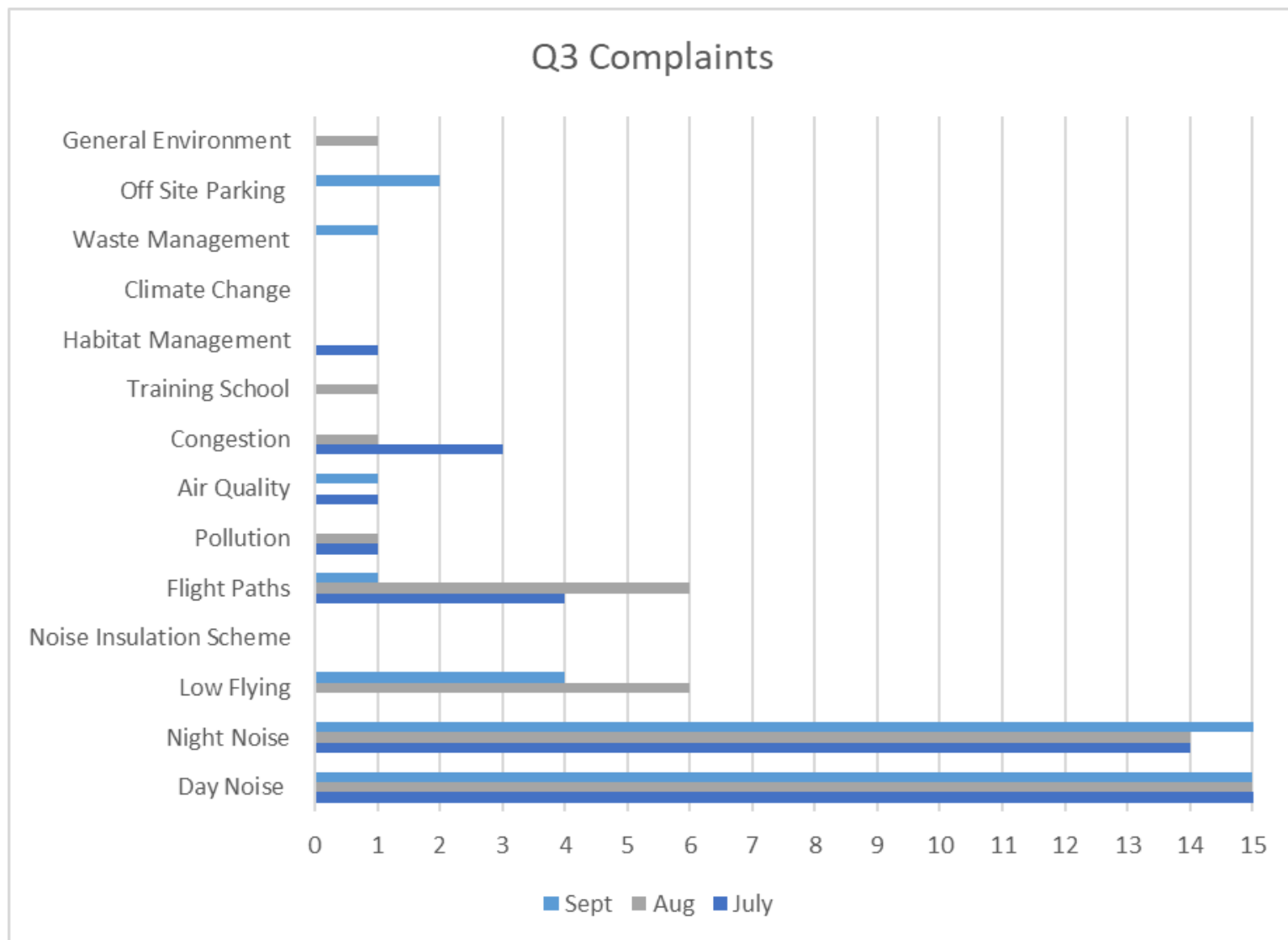
Noise Complaints - overview



- Each month of 2023 to date saw fewer environmental complaints than in 2022 except June when phone complaints are accounted for
- Highest origin was Bristol across Q3 (54 complaints)
- As expected, June was the peak month of the year to date with 58 complaints
- Stats include those made on the phone line from January to the end of July

	January	February	March	April	May	June	July	August	September
2023	4	2	18	15	25	58	41	42	40
2022	3	20	39	25	52	55	65	65	44

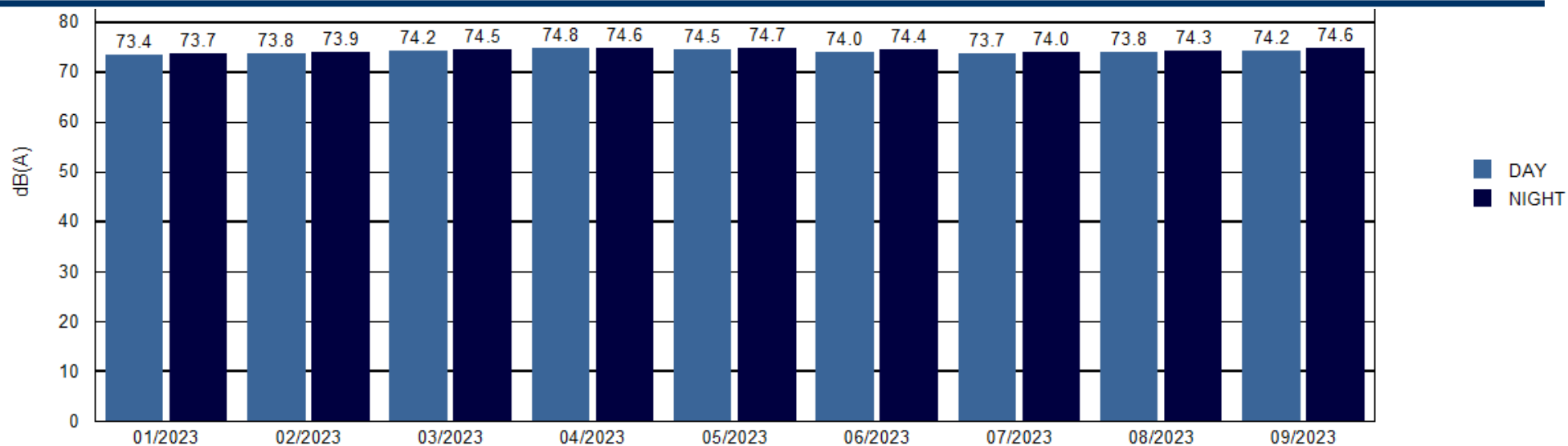
Type of noise complaint - overview



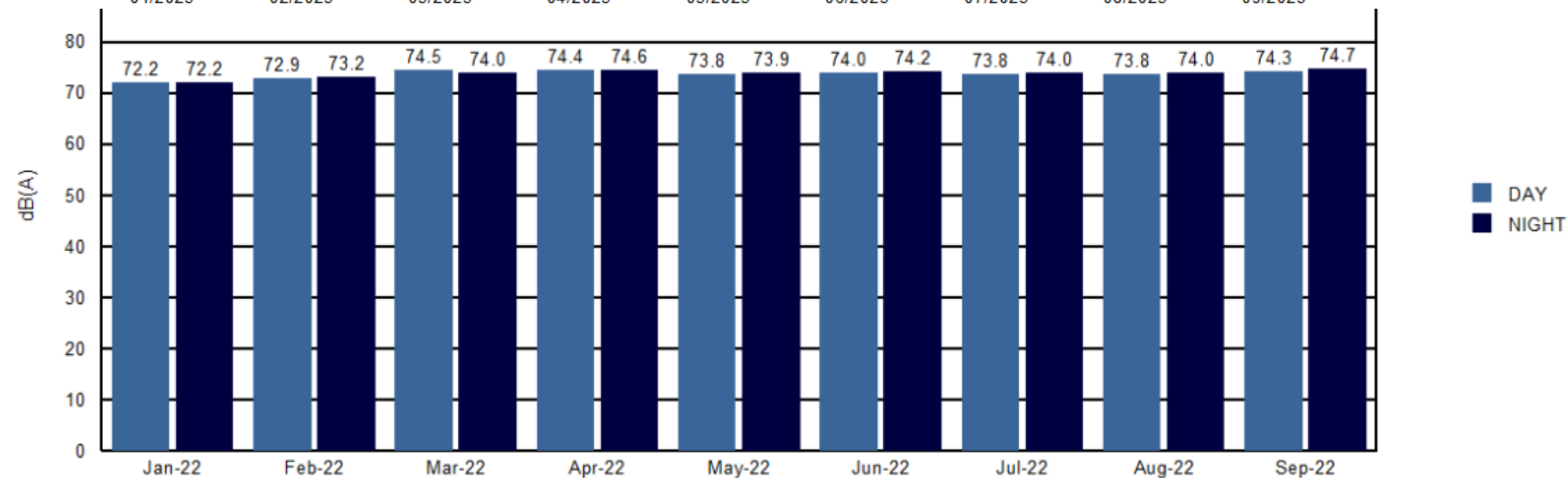
- The majority of environmental complaints were regarding noise and flight paths
- One complainant in Bath in June made up 14 of the complaints received
- Most recent and technically demanding complaints responded to promptly by the customer relations team

Day and Night Noise Climates 2022 vs 2023

2023



2022



Noise Preferential Routes



This drawing contains Ordnance Survey data © Crown Copyright and database right 2023.

LEGEND:

- Bristol Airport Runway
- Departure Route Corridor

Rev	Date	Description	Initials

REVISIONS

**Bickerdike
Allen
Partners**
Architecture
Acoustics
Technology

121 Salisbury Road, London, NW6 6RG
Email: mail@bickerdikeallen.com T: 0207 625 4433
www.bickerdikeallen.com F: 0207 625 0250

Bristol Airport
Noise Action Plan

Departure Route Corridors

DRAWN: JC

CHECKED: NW

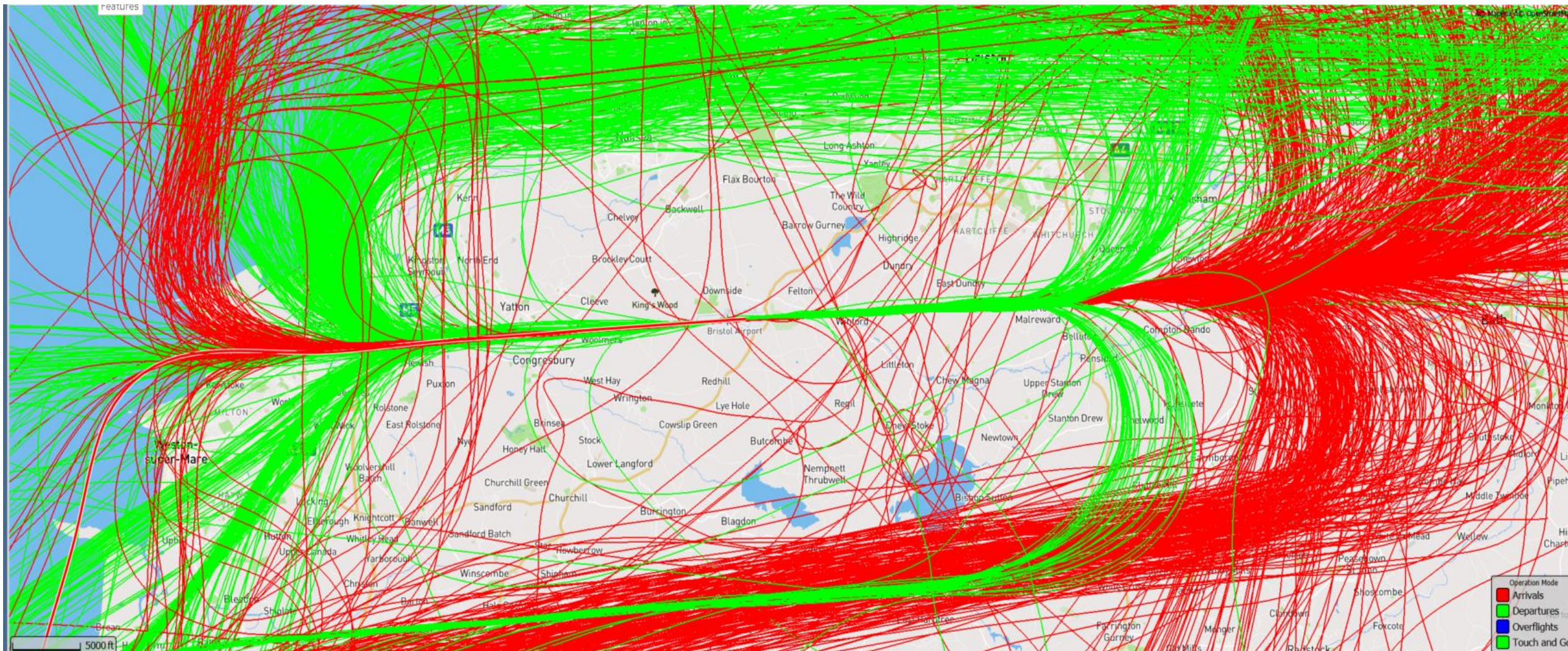
DATE: June 2023

SCALE: 1:150,000@A4

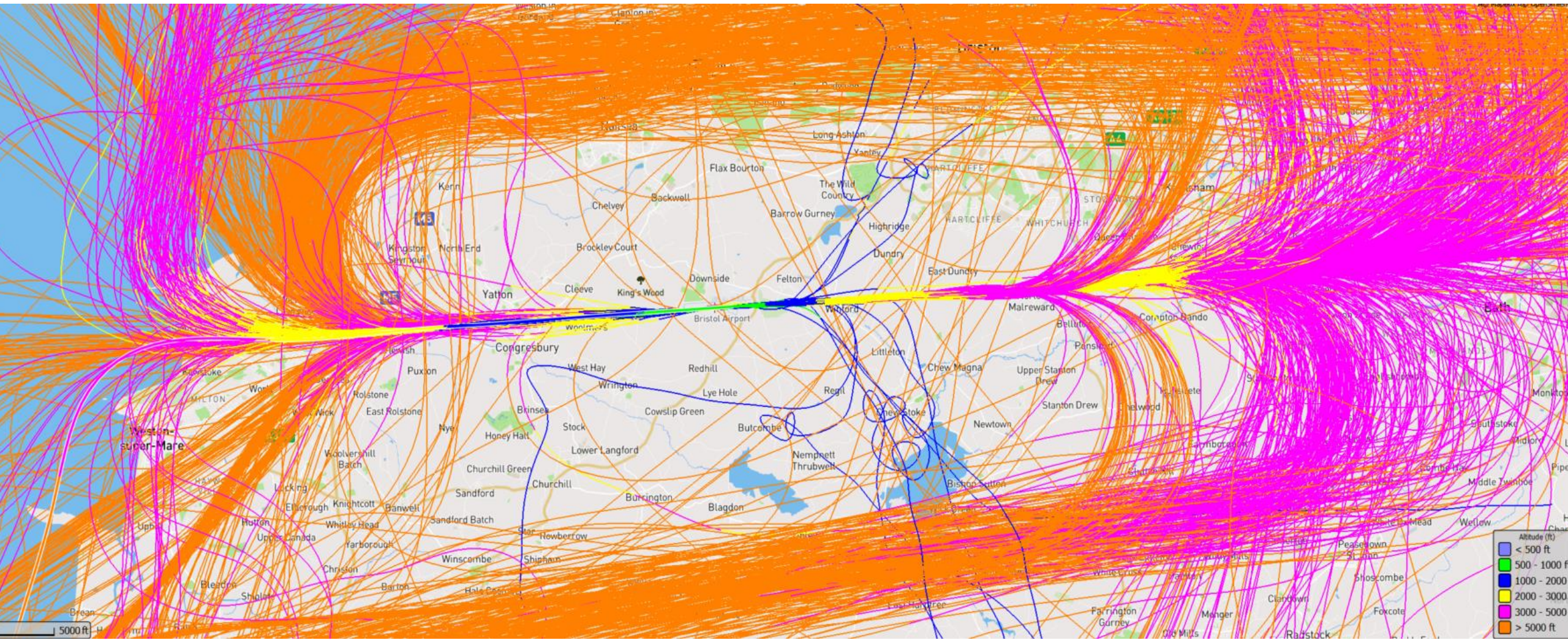
Drawing No:

A11519 01 DR001 1.0

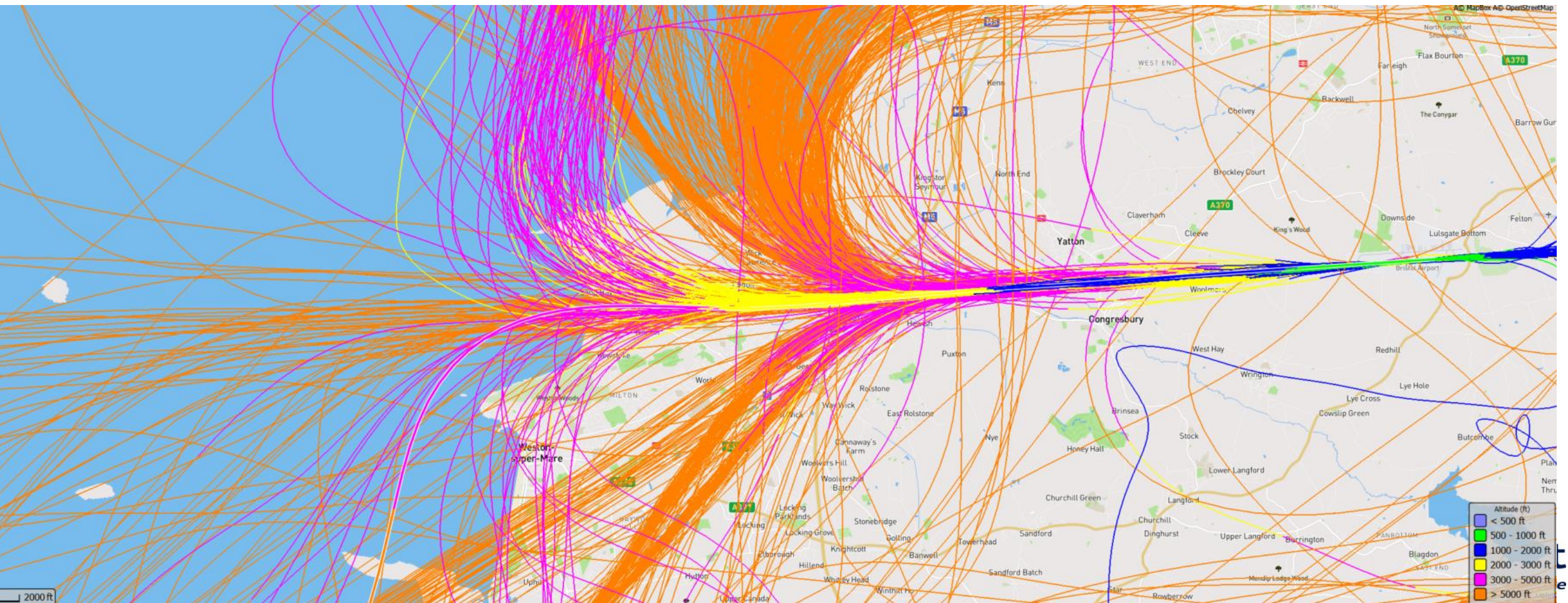
Departure and Arrival Tracks – 01/07 to 07/07



Departure and Arrival Tracks – 01/07 – 07/07 – Half Term



West Tracks



East Tracks

