

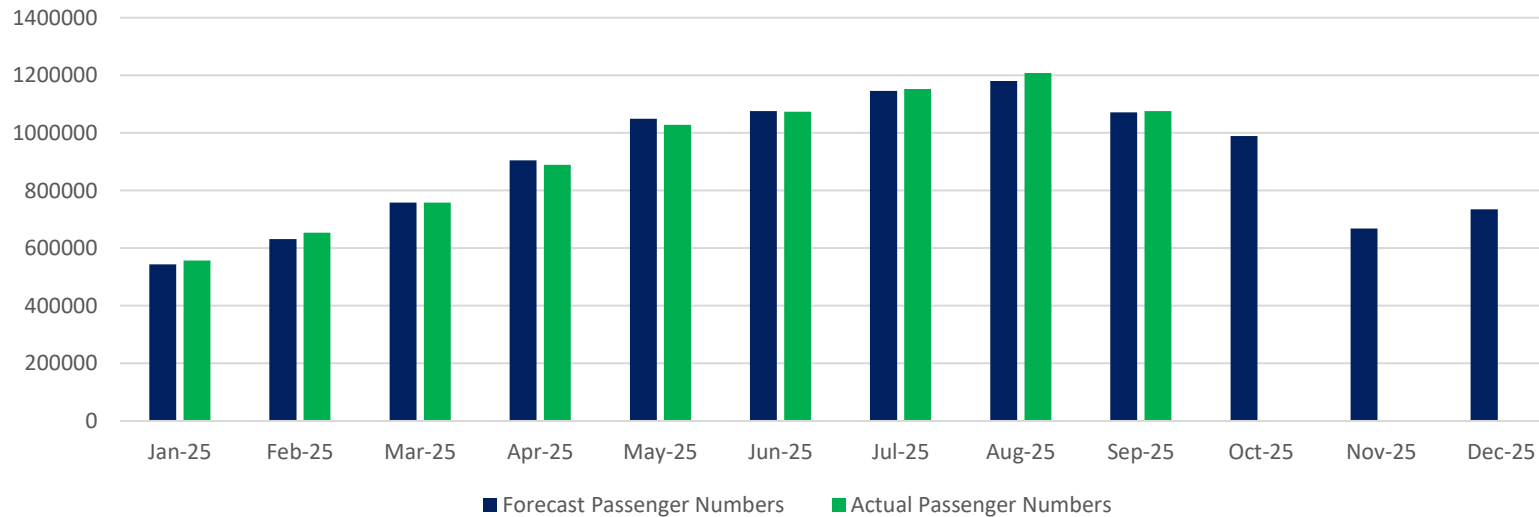
Bristol Airport Q3 2025 ATM & Pax report

Passengers

Limit of 12 million passengers per calendar year

Month 2025	Jan	Feb	Mar	Apr	May	Jun	Jul	Aug	Sep	Oct	Nov	Dec	Total
Forecast Passengers	544,000	631,000	758,000	905,000	1,049,000	1,076,000	1,146,000	1,180,000	1,072,000	989,000	668,000	735,000	10,753,000
Actual Passengers	557,293	653,335	758,072	889,522	1,028,691	1,074,203	1,153,107	1,208,012	1,076,155				8,398,390

BRS Passenger numbers 2025

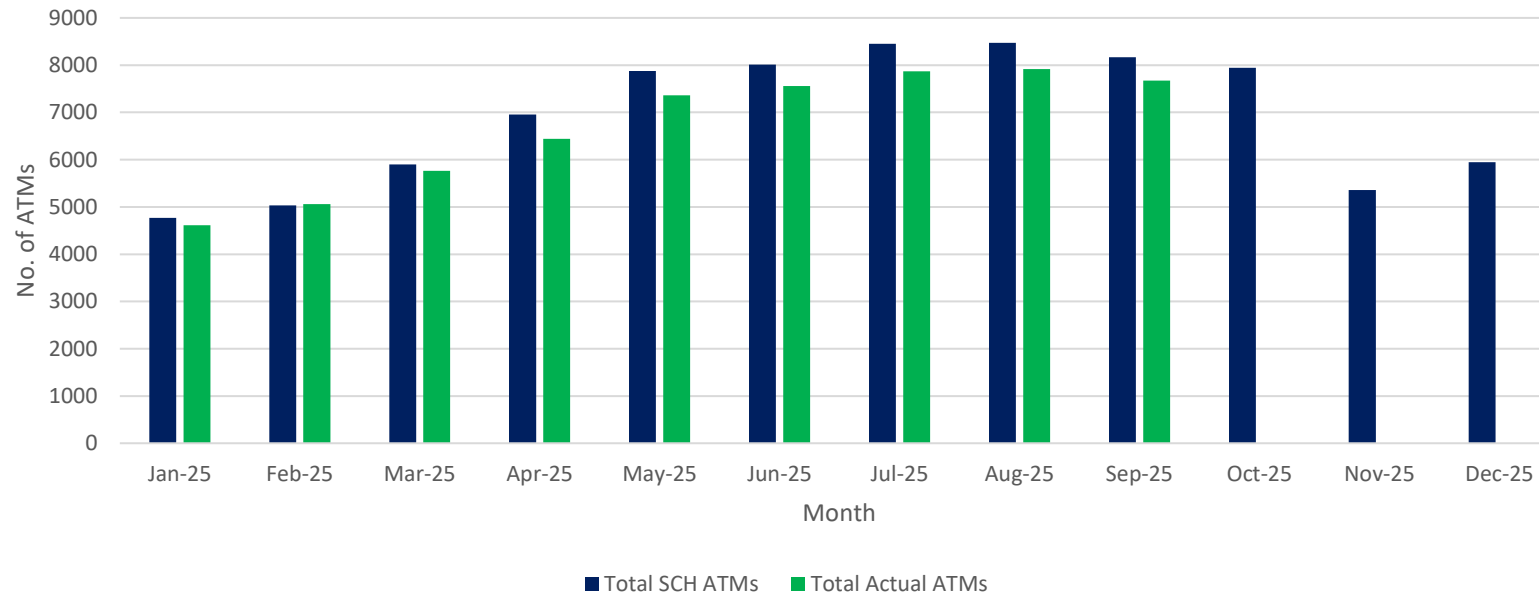


Air Transport Movements

ATM Limit of 85,990 per calendar year

Month 2025	Jan	Feb	Mar	Apr	May	Jun	Jul	Aug	Sep	Oct	Nov	Dec	Total
Schedule ATM	4,766	5,035	5,899	6,959	7,875	8,010	8,451	8,470	8,168	7,941	5,355	5,950	82,879
Actual ATM	4,612	5,058	5,765	6,441	7,365	7,559	7,872	7,914	7,674				60,261
ATMs with dispensation	0	0	0	0	0	0	0	0	0				0
Actual ATM	4,612	5,058	5,765	6,441	7,365	7,559	7,872	7,914	7,674				60,261

BRS Actual ATM v Schedule 2025

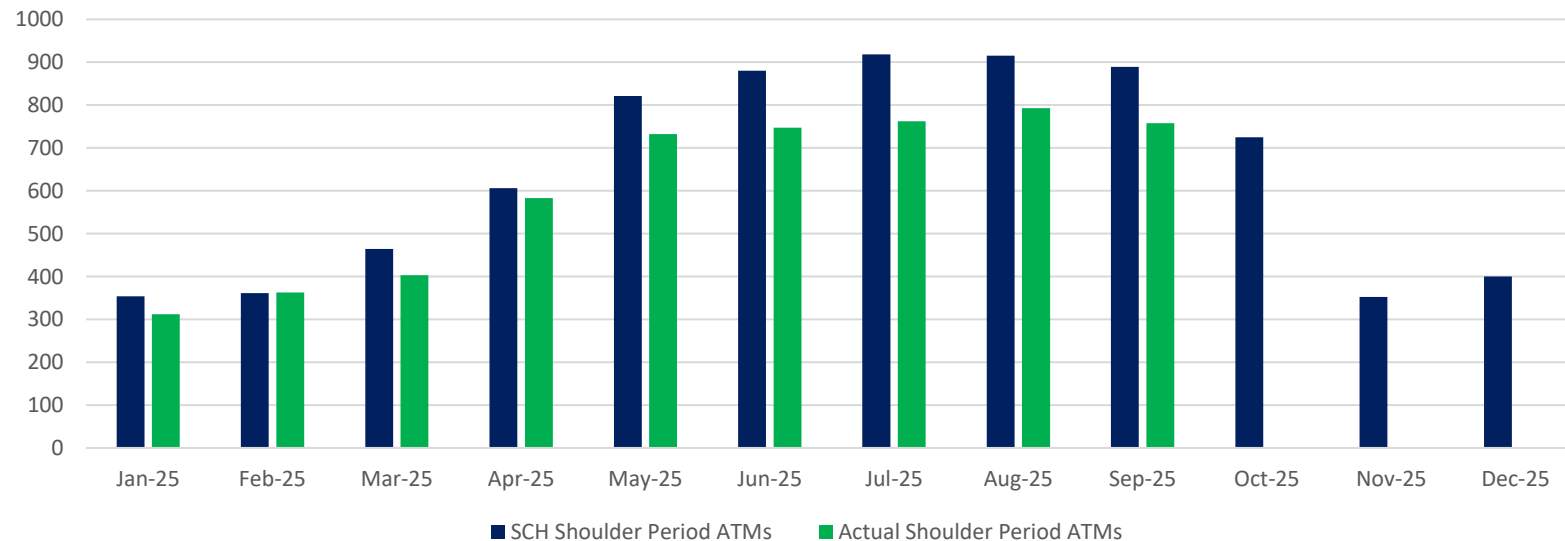


Air Transport Movements

Shoulder period limit of 9,500 ATM per calendar year (2300-2329 & 0600-0659)

Month 2024	Jan	Feb	Mar	Apr	May	Jun	Jul	Aug	Sep	Oct	Nov	Dec	Total
Schedule ATM	354	361	464	606	821	880	918	915	889	725	352	400	7,685
Actual ATM	312	363	403	583	732	747	762	793	758				5,453
ATMs with dispensation	0	0	0	0	0	0	0	0	0				0
Actual ATM	312	363	403	583	732	747	762	793	758				5,453

BRS Shoulder Period Actual v Schedule 2025



Night Movements

Limit of 4,000 ATMs 2330-0600 in adjoining Summer and Winter season

Season	NM ATMs
S24	3,476
W24/25	396
Total	3,872

Season	NM ATMs
W24/25	396
S25	
Total	

Month 2025	Jan	Feb	Mar	Apr	May	Jun	Jul	Aug	Sep	Oct	Nov	Dec	Total
Schedule NM ATM	40	42	68	339	476	522	578	574	526	443	45	59	3,712
Actual NM ATM	96	92	101	368	580	658	726	692	640				3,953
NM Dispensations	42	21	12	29	93	134	164	127	122				744
Net NM ATM	54	71	89	339	487	524	562	565	518				3,209